

FORD FIESTA SPRINT CUP NL + BE SPA EURO RACE RACE 2 (30')

Provisional Classification

No	Driver	Nat	Team	Car	Cl.	Laps	Total Time	Gap	Kph	Best Lap	
										Lap	Time
1	Laurens DE WIT	NLD	Vakgarage ab Technova College Racing		NL	10	30:46.366	- 136.3	7	3:03.804	137.2
2	Daan PIJL	NLD	Cor Euser Racing		NL	10	30:46.773	+0.407 136.3	5	3:03.451	137.4
3	Liroy STUART	NLD	Stuard Racing Team		NL	10	30:53.798	+7.432 135.8	6	3:03.979	137.0
4	Colin CARESANI	NLD	Bas Koeten Racing		NL	10	30:54.038	+7.672 135.8	2	3:03.825	137.2
5	Youri/Jorn VERSWIJVEREN/BOERTIEN	NLD	NXT Racing		NL	10	31:03.495	+17.129 135.1	10	3:04.529	136.6
6	Paul SIELJES	NLD	Stuart Racing Team		NL	10	31:04.582	+18.216 135.0	2	3:04.056	137.0
7	Dylan DERDAELE	BEL	Belgium Racing		BE	10	31:05.795	+19.429 134.9	8	3:04.517	136.6
8	David DE SAEGER	BEL	Vanspringel Motorsport		BE	10	31:05.865	+19.499 134.9	4	3:05.012	136.3
9	Philippe HUART	BEL	Belgium Racing		BE	10	31:20.088	+33.722 133.9	8	3:05.968	135.6
10	Bert LONGIN	BEL	Garage Feyaerts		BE	10	31:20.354	+33.988 133.9	8	3:05.800	135.7
11	Dimitri DE VOS JR.	NLD	D4 Racing by FMA		NL	10	31:27.944	+41.578 133.3	9	3:05.609	135.8
12	Kenny HERREMANS	BEL	Niels Lagrange		BE	10	31:30.345	+43.979 133.2	5	3:05.466	136.0
13	Ronald BEZUUR	NLD	Dekker Racing		NL	10	31:30.763	+44.397 133.1	6	3:05.841	135.7
14	Jop RAPPANGE	NLD	Bas Koeten Racing		NL	10	31:37.775	+51.409 132.6	9	3:06.878	134.9
15	Belle RAPPANGE	NLD	Bas Koeten Racing		NL	10	31:37.967	+51.601 132.6	9	3:05.952	135.6
16	Alexander BORGmans	BEL	Ford Morren Motor by Niels Lagrange		BE	10	31:45.922	+59.556 132.1	7	3:06.137	135.5
17	Rik KOEN	NLD	Cor Euser Racing		NL	10	31:56.965	+1:10.599 131.3	5	3:09.588	133.0
18	Gilles VERVISCH	BEL	Niels Lagrange		BE	10	32:12.811	+1:26.445 130.2	3	3:10.698	132.2
19	Nathan VANSRINGEL	BEL	Vanspringel Motorsport		BE	10	32:33.010	+1:46.644 128.9	3	3:08.396	133.8
20	Giovanni VAN LIL	BEL	Belgium Driver Academy		BE	10	33:42.590	+2:56.224 124.4	5	3:12.918	130.7
21	Dilango DE VOS	NLD	Blueberry Racing		NL	9	28:47.421	1 Lap 131.1	2	3:09.438	133.1
22	Jules GROUWELS	NLD	Race Art by BKR		NL	9	31:57.987	1 Lap 118.1	9	3:06.100	135.5
23	Bart VERSLUYS	BEL	Belgium Racing		BE	5	16:39.555	5 Laps 125.7	4	3:14.743	129.5
24	Doortje HERBER	NLD	Bas Koeten Racing		NL	4	12:49.231	6 Laps 130.5	4	3:09.837	132.8
25	Jari BENSCHOP	NLD	Bas Koeten Racing		NL	2	6:21.158	8 Laps 131.2	2	3:08.085	134.1
Not Started											
40	Hanne TERIUM	BEL	EMG Motorsport		BE						
4	Tom FEYAERTS	BEL	Garage Feyaerts		BE						

Pole Position:

Laurens DE WIT	3:02.043
----------------	----------



Fastest Lap:

Lap5	Daan PIJL	3:03.451	137.4 Kph
------	-----------	----------	-----------

5 SECONDS PENALTY TO CARS N° 24 - 98 AND 22 DUE TO JUMP START
20 SECONDS PENALTY TO CAR N° 11 DUE TO CAUSING A COLLISION
10 SECONDS PENALTY TO CAR N° 53 DUE TO CAUSING A COLLISION
CAR N° 99 OFFICIAL WARNING DRIVING STANDARDS

Published at:

Track Status: **DRY**

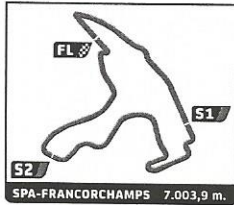
<p>Race Director</p>  <p>18h25</p>	<p>Timekeeper:</p> 
---	---

FORD FIESTA SPRINT CUP-BE

POWERED BY 

FORD FIESTA SPRINT CUP-NL

POWERED BY 



FORD FIESTA SPRINT CUP NL + BE SPA EURO RACE RACE 2

Provisional Classification by Class


No	Driver	Nat	Team	Car	Laps	Total Time	Gap	Kph	Best Lap			
									Lap	Time	Kph	
BE												
1	99 Dylan DERDAELE	BEL	Belgium Racing		10	31:05.795		134.9	8	3:04.517	136.6	
2	25 David DE SAEGER	BEL	Vanspringel Motorsport		10	31:05.865	+0.070	134.9	4	3:05.012	136.3	
3	98 Philippe HUART	BEL	Belgium Racing		10	31:20.088	+14.293	133.9	8	3:05.968	135.6	
4	24 Bert LONGIN	BEL	Garage Feyaerts		10	31:20.354	+14.559	133.9	8	3:05.800	135.7	
5	32 Kenny HERREMANS	BEL	Niels Lagrange		10	31:30.345	+24.550	133.2	5	3:05.466	136.0	
6	14 Alexander BORMANS	BEL	Ford Warren Motor by Niels Lagrange		10	31:45.922	+40.127	132.1	7	3:06.137	135.5	
7	30 Gilles VERVISCH	BEL	Niels Lagrange		10	32:12.811	+1'07.016	130.2	3	3:10.698	132.2	
8	29 Nathan VANSRINGEL	BEL	Vanspringel Motorsport		10	32:33.010	+1'27.215	128.9	3	3:08.396	133.8	
9	94 Giovanni VAN LIL	BEL	Belgium Driver Academy		10	33:42.590	+2'36.795	124.4	5	3:12.918	130.7	
10	97 Bart VERSLUYS	BEL	Belgium Racing		5	16:39.555	5 Laps	125.7	4	3:14.743	129.5	
Not Started												
	40 Hanne TERIUM	BEL	EMG Motorsport							10 Laps		
	4 Tom FEYAERTS	BEL	Garage Feyaerts							10 Laps		

5 SECONDS PENALTY TO CARS N° 24 AND 98 DUE TO JUMP START
CAR N° 99 OFFICIAL WARNING DRIVING STANDARDS


Published at:

Track Status: **DRY**

Race Director:

 18h25

Timekeeper:

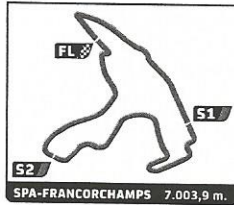


FORD FIESTA SPRINT CUP-BE

POWERED BY HANKOOK
STRONG PERFORMANCE

FORD FIESTA SPRINT CUP-NL

POWERED BY HANKOOK
STRONG PERFORMANCE



FORD FIESTA SPRINT CUP NL + BE SPA EURO RACE RACE 2

Provisional Classification by Class

No	Driver	Nat	Team	Car	Laps	Total Time	Gap	Kph	Best Lap			
									Lap	Time	Kph	
NL												
1	1 Laurens DE WIT	NLD	Vakgarage pb Technova College Racing		10	30:46.366		136.3	7	3:03.804	137.2	
2	77 Daan PIJL	NLD	Cor Euser Racing		10	30:46.773	+0.407	136.3	5	3:03.451	137.4	
3	3 Liroy STUART	NLD	Stuard Racing Team		10	30:53.798	+7.432	135.8	6	3:03.979	137.0	
4	47 Colin CARESANI	NLD	Bas Koeten Racing		10	30:54.038	+7.672	135.8	2	3:03.825	137.2	
5	18 Youri/Jorn VERSWIJVEREN/BOERTIEN	NLD	NXT Racing		10	31:03.495	+17.129	135.1	10	3:04.529	136.6	
6	17 Paul SIELJES	NLD	Stuart Racing Team		10	31:04.582	+18.216	135.0	2	3:04.056	137.0	
7	53 Dimitri DE VOS JR.	NLD	D4 Racing by FMA		10	31:27.944	+41.578	133.3	9	3:05.609	135.8	
8	5 Ronald BEZUUR	NLD	Dekker Racing		10	31:30.763	+44.397	133.1	6	3:05.841	135.7	
9	22 Jop RAPPANGE	NLD	Bas Koeten Racing		10	31:37.775	+51.409	132.6	9	3:06.878	134.9	
10	11 Belle RAPPANGE	NLD	Bas Koeten Racing		10	31:37.967	+51.601	132.6	9	3:05.952	135.6	
11	9 Rik KOEN	NLD	Cor Euser Racing		10	31:56.965	+1:10.599	131.3	5	3:09.588	133.0	
12	72 Dilango DE VOS	NLD	Blueberry Racing		9	28:47.421		131.1	2	3:09.438	133.1	
13	7 Jules GROUWELS	NLD	Race Art by BKR		9	31:57.987	1 Lap	118.1	9	3:06.100	135.5	
14	58 Doortje HERBER	NLD	Bas Koeten Racing		4	12:49.231	6 Laps	130.5	4	3:09.837	132.8	
15	33 Jari BENSCHOP	NLD	Bas Koeten Racing		2	6:21.158	8 Laps	131.2	2	3:08.085	134.1	

5 SECONDS PENALTY TO CAR N° 22 DUE TO JUMP START
20 SECONDS PENALTY TO CAR N° 11 DUE TO CAUSING A COLLISION
10 SECONDS PENALTY TO CAR N° 53 DUE TO CAUSING A COLLISION

Published at:

Track Status: **DRY**

Race Director

18h25

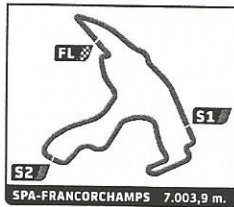
Timekeeper:

FORD FIESTA SPRINT CUP-BE

POWERED BY 

FORD FIESTA SPRINT CUP-NL

POWERED BY 



FORD FIESTA SPRINT CUP NL + BE SPA EURO RACE RACE 2

Provisional Classification by Division

No	Driver	Nat	Team	Car	Laps	Total Time	Gap	Kph	Best Lap			
									Lap	Time	Kph	
1												
1	77 Daan PIJL	NLD	Cor Euser Racing		10	30:46.773		136.3	5	3:03.451	137.4	
2	47 Colin CARESANI	NLD	Bas Koeten Racing		10	30:54.038	+7.265	135.8	2	3:03.825	137.2	
3	18 Youri/Jorn VERSWIJVEREN/BOERTIEN	NLD	NXT Racing		10	31:03.495	+16.722	135.1	10	3:04.529	136.6	
4	53 Dimitri DE VOS JR.	NLD	D4 Racing by FMA		10	31:27.944	+41.171	133.3	9	3:05.609	135.8	
5	22 Jop RAPPANGE	NLD	Bas Koeten Racing		10	31:37.775	+51.002	132.6	9	3:06.878	134.9	
6	11 Belle RAPPANGE	NLD	Bas Koeten Racing		10	31:37.967	+51.194	132.6	9	3:05.952	135.6	
7	9 Rik KOEN	NLD	Cor Euser Racing		10	31:56.965	+1:10.192	131.3	5	3:09.588	133.0	
8	7 Jules GROUWELS	NLD	Race Art by BKR		9	31:57.987	1 Lap	118.1	9	3:06.100	135.5	
9	58 Doortje HERBER	NLD	Bas Koeten Racing		4	12:49.231	6 Laps	130.5	4	3:09.837	132.8	
10	33 Jari BENSCHOP	NLD	Bas Koeten Racing		2	6:21.158	8 Laps	131.2	2	3:08.085	134.1	
2												
1	1 Laurens DE WIT	NLD	Vakgarage pb Technova College Racing		10	30:46.366		136.3	7	3:03.804	137.2	
2	3 Liroy STUART	NLD	Stuard Racing Team		10	30:53.798	+7.432	135.8	6	3:03.979	137.0	
3	17 Paul SIELJES	NLD	Stuard Racing Team		10	31:04.582	+18.216	135.0	2	3:04.056	137.0	
4	5 Ronald BEZUUR	NLD	Dekker Racing		10	31:30.763	+44.397	133.1	6	3:05.841	135.7	
5	72 Dilango DE VOS	NLD	Blueberry Racing		9	28:47.421	1 Lap	131.1	2	3:09.438	133.1	

5 SECONDS PENALTY TO CAR N° 22 DUE TO JUMP START
 20 SECONDS PENALTY TO CAR N° 11 DUE TO CAUSING A COLLISION
 10 SECONDS PENALTY TO CAR N° 53 DUE TO CAUSING A COLLISION

Published at:

Track Status: **DRY**

Race Director

ish25

Timekeeper:

[Signature]